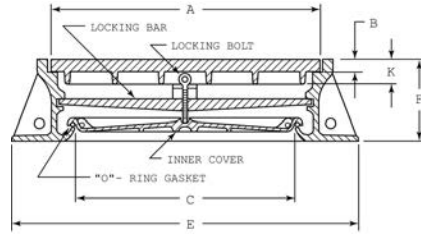


R-1751 Series
Telephone Design Large Manhole Frame, Solid Lid and Inner Lid

Heavy Duty

Inner lid with rubber gasket seal makes this series suitable for water-resistant construction. Note locking bar with tightening screw that can be locked in place preventing removal by unauthorized personnel.



Illustrating R-1751-A

Furnished standard with four 1" diameter anchor holes in base flange equally spaced 43 1/2" diameter bolt circle.

Note security saddle plate over eye bolt. When eye bolt is padlocked, saddle plate prevents bolt from being turned so lock bar cannot be removed.

Furnished with machined horizontal and vertical bearing surfaces.




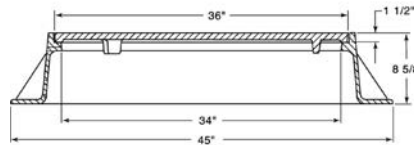
Security Saddle Plate

Catalog No.	Dimensions in inches					
	A	B	C	E	F	K
R-1751-A	33 7/16	1 1/2	27	43 1/2	11	3 1/2
R-1751-C	36 7/16	1 1/2	30	46 1/2	11	3 1/2

R-1752
Manhole Frame, Vented Lid

Heavy Duty

If a 4-inch high frame is required, order as R-1752-4.

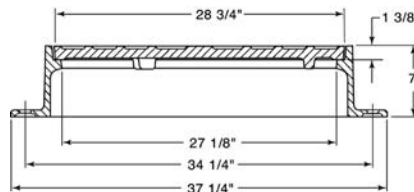


Available Grate: R-2251
(see Inlet Frames & Grates. R-2000 Series table)

R-1753-A
Manhole Frame, Solid Lid

Heavy Duty

Furnished with four 7/8" anchor holes on 34-1/4" diameter bolt circle.



Available Grate: R-2290-B
(see Inlet Frames & Grates. R-2000 Series table)